

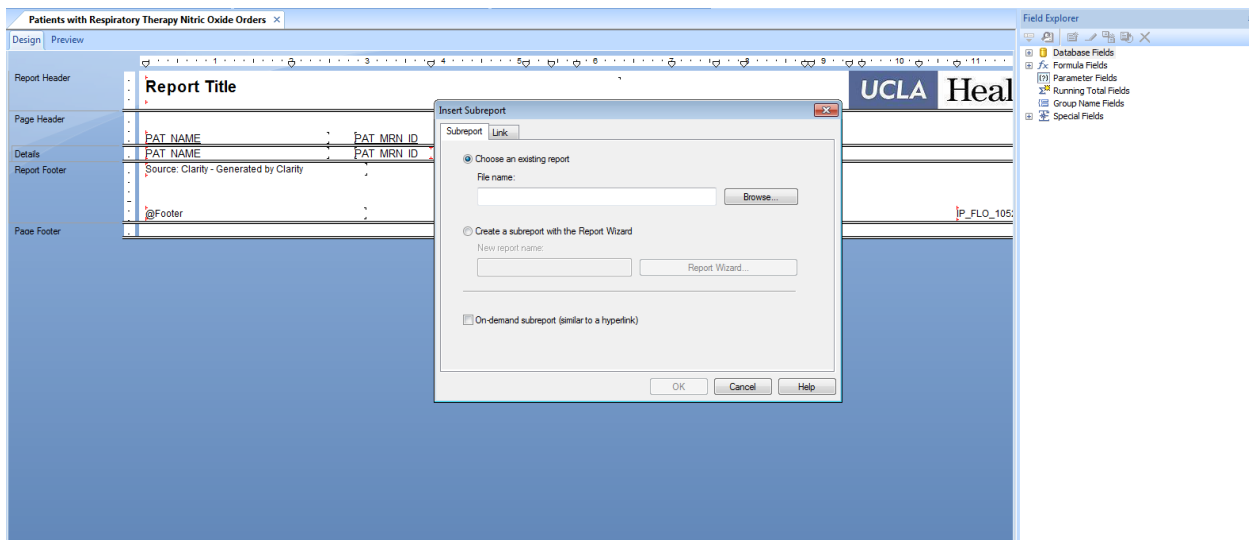
# Adding UCLA Disclaimer footer to the report

Depending on the report, decide which section you would like to add the footer. 'Report footer' section is recommended so users do not see the footer repeatedly in the report.

**Report footer:** the section which is usually used to display the information at the end of the report.

**Page footer:** the end of each page.

## 1. Insert -> Subreport

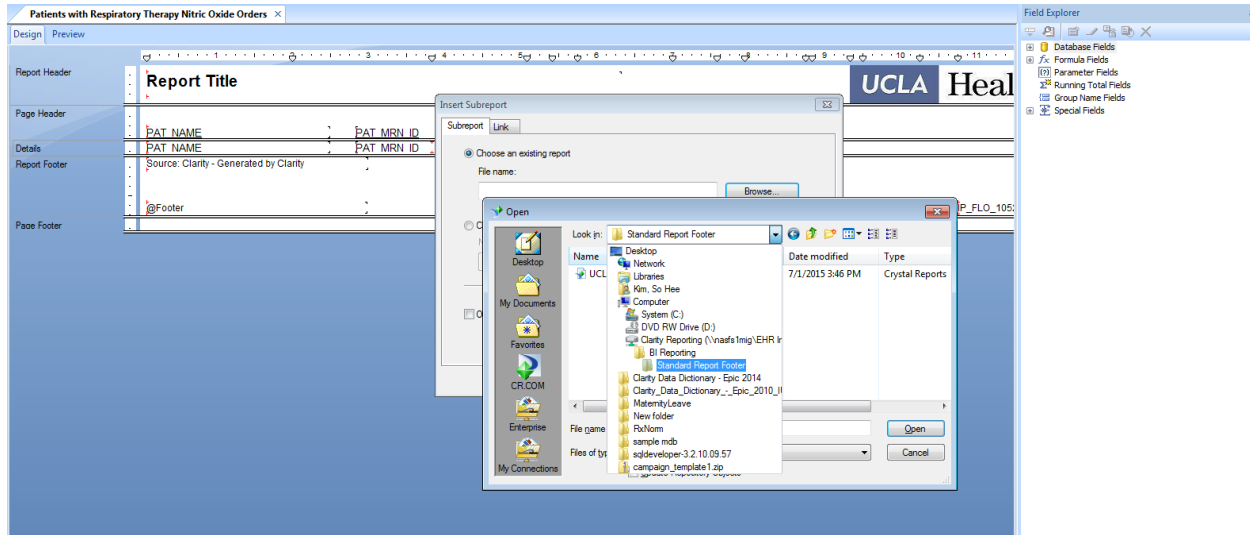


## 2. Select 'Choose an existing report'

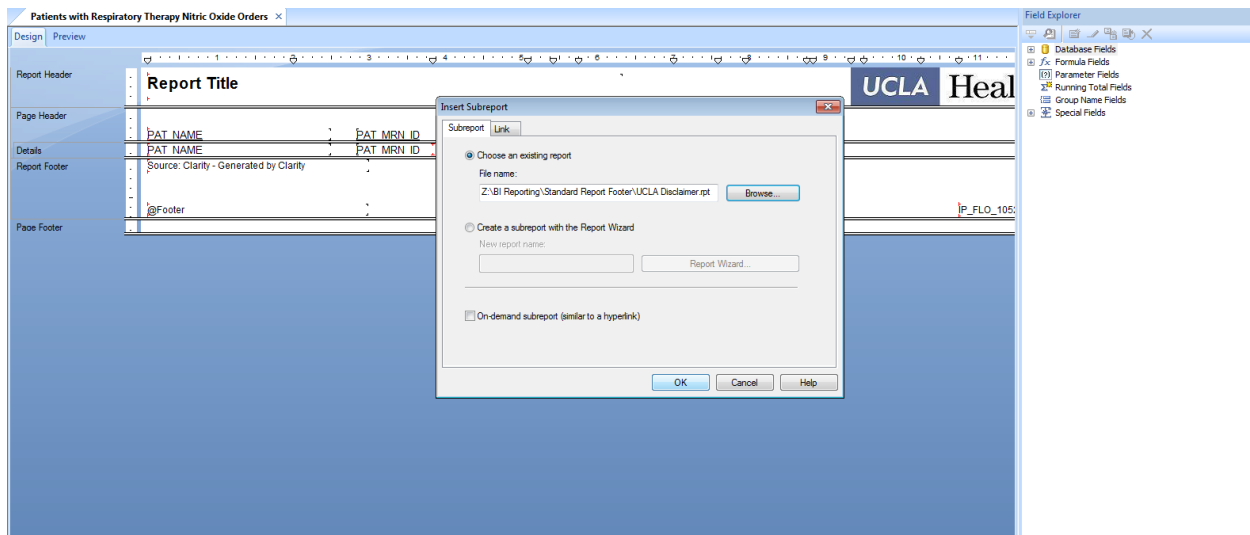
The report is located at:

[http://www.mednet.ucla.edu/pdf/UCLA\\_Disclaimer\(1\).rpt](http://www.mednet.ucla.edu/pdf/UCLA_Disclaimer(1).rpt)

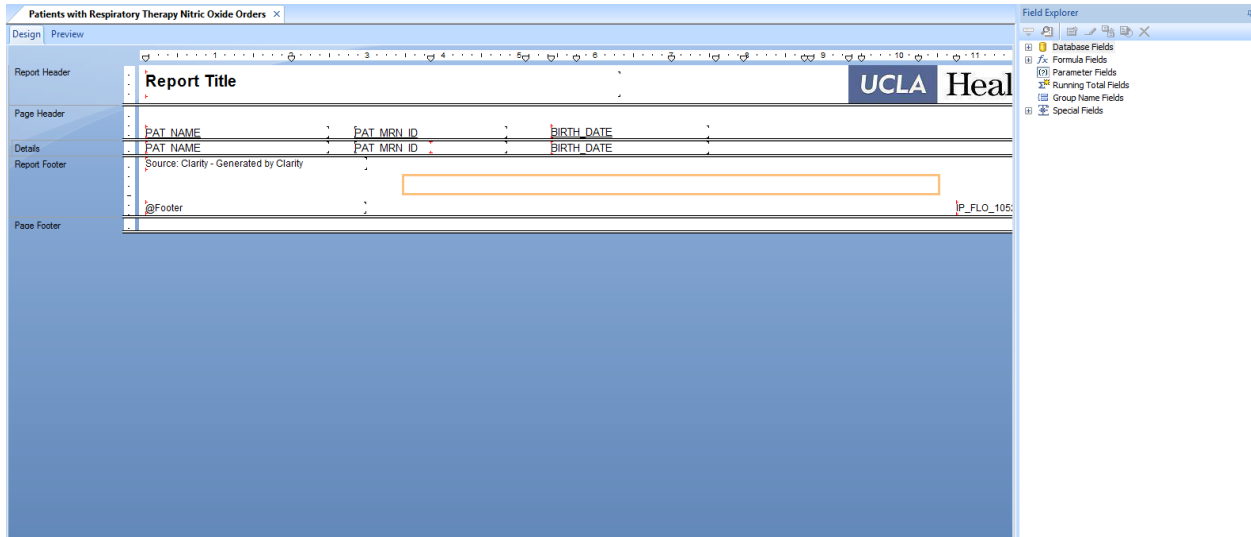
If there is update on the report, it will be notified and make sure you have the most recent version.



## 3. Click finish -> Ok



#### 4. Locate the subreport in Page Footer section



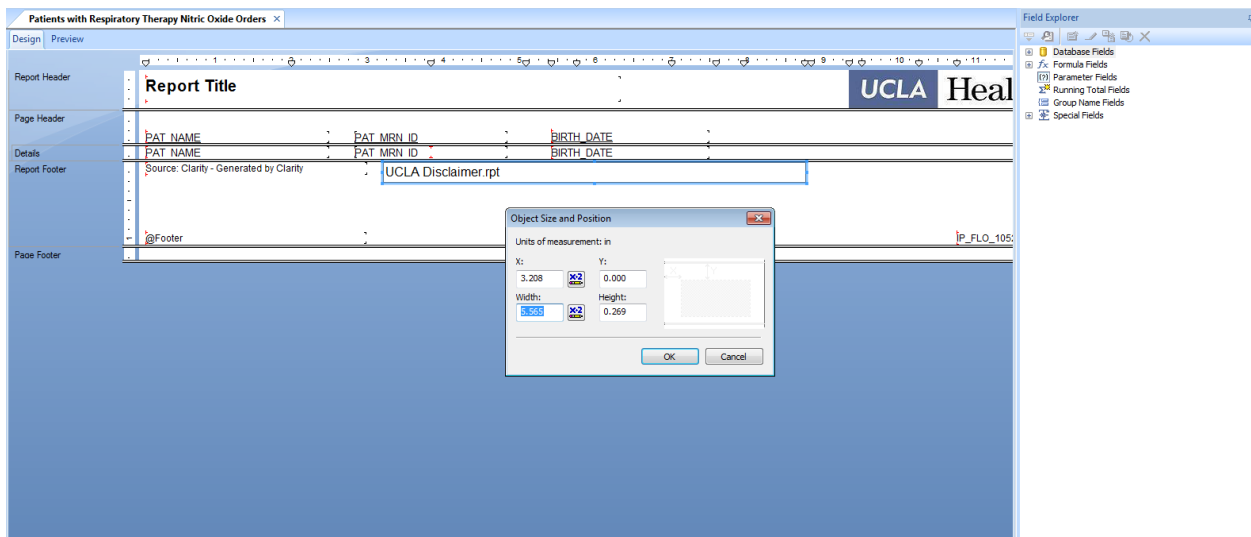
#### 5. After placing the footer, left-click and choose 'Size and Position'.

'X': Adjust as you like

'Y': Enter 0

'Width': Enter 5.565

'Height': Leave the number as it is



## 6. Preview

Patients with Respiratory Therapy Nitric Oxide Orders

Design Preview

Groups  
Patients with Re

RH  
PH  
D  
RF

**Patients with Respiratory Therapy Nitric Oxide Orders**

**UCLA Health**

PAT_NAME	PAT_MRN_ID	BIRTH_DATE
GARCIA, MARIA	3693718	3/4/69

Source: Clarity - Generated by Clarity

IMPORTANT WARNING: This report is only intended for the use of the person or entity to which it is addressed and contains information that is privileged and confidential. You, the recipient, are obligated to maintain it in a safe, secure and confidential manner. Unauthorized re-disclosure or failure to maintain confidentiality could subject you to federal and state penalties. If you are not the intended recipient, please immediately notify us by telephone (310) 794-8638 or return email and delete this message from your computer.

Data generated on: 7/8/2015 10:09:27AM

IP\_FLO\_1052W

Groups  
Parameters  
Find